



# COUNTER TOP ELECTRIC CONVECTION OVEN

Job \_\_\_\_\_ Item # \_\_\_\_\_

## ELECTRIC CONVECTION OVENS

### Model MT-200



Model MT-200

### STANDARD FEATURES

- Energy efficient 3.2 KW per oven direct forced air heat system
- 208v or 240v, 60hz; 1 phase with cord & plug
- Electro mechanical temperature control
- Double-pane thermal glass door window
- Oven lights
- 120-Minute timer with alarm
- 175°F (80°C) to 520°F (271°C) temperature range
- Cool down fan mode
- Elements-on and temperature-ready indicator lights
- Stainless steel oven interior
- 11-Position removable rack guides with 1" (25mm) spacing
- 4 Heavy-duty, positive-stop, chrome-plated wire racks
- Stainless steel stainless front, top & sides
- Bottom hinged glass door
- Adjustable legs — 2 1/2" (64mm) to 4" (102mm)
- Front mounted control panel for easy service access
- Heavy-duty industrial grade insulation in top, sides and back
- One year limited parts & labor warranty

### SPECIFICATIONS

Half-size electric, forced air, single convection type oven. Standard specifications include 3.2 KW per cavity with two high-speed fans and dual fan motors.

A 120-minute timer with alarm which controls the heating elements, oven lights and convection fans or continuous-run setting without timer.

The oven interior features easy-to-clean cove corners and measures 21" wide (533mm) by 14 1/2" high (368mm) by 13 1/2" deep (343mm). The cooking chamber is stainless steel with removable 11-position rack guides with 1" spacing (25mm) and 4 heavy-duty adjustable chrome-plated racks.

The oven exterior measures 27" wide (686mm) by 21 3/4" deep (553mm) by 22" high (559mm) plus adjustable feet. Standard features include chrome-plated adjustable feet, 2 1/2" to 4" (64mm to 102mm).

Front, top and sides and trim are constructed with stainless steel.

A single fold-down door with double-pane thermoglass opens for easy viewing and sideways loading of 1/2-size sheet pans.

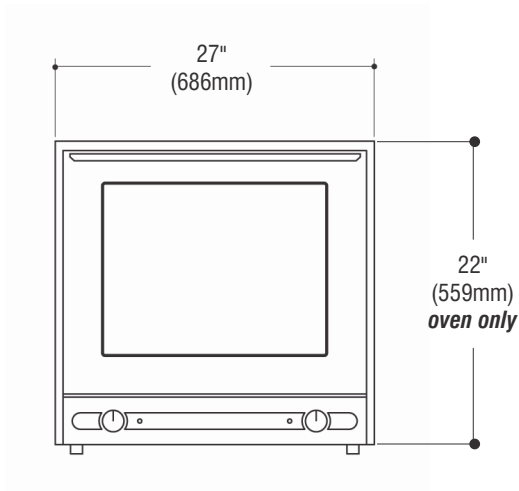
One year limited parts & labor warranty.

### OPTIONS & ACCESSORIES

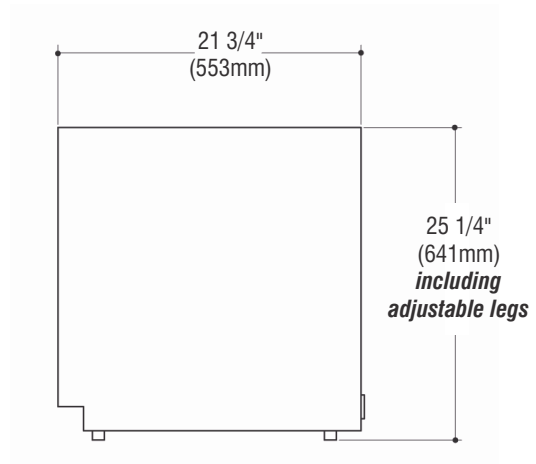
- Stainless steel stand with or without casters

### CERTIFICATIONS

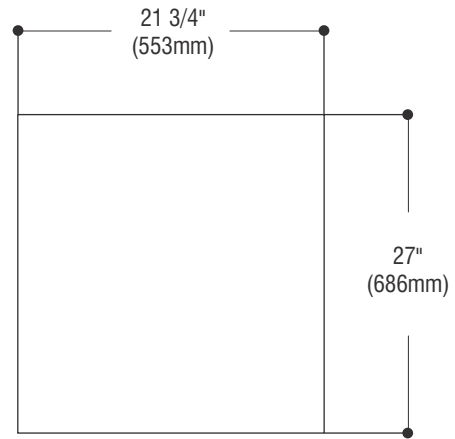




**FRONT VIEW**



**SIDE VIEW — Single Unit**



**TOP VIEW**

*ALL DIMENSIONS NOMINAL*


**SHIPPING INFORMATION**

Model	Shipping Weight		Carton Size		Carton Dimensions					
	Lbs.	Kilos	Cubic Feet	Cubic Meters	Width		Depth		Height	
	Inches	mm	Inches	mm	Inches	mm	Inches	mm	Inches	mm
MT-200	150	68	10.1	.29	27	686	30	762	26	641

**POWER SUPPLY**

Model	KW	Voltage	Phase	Amps	Breaker
MT-200	3.2	208	1	15.3	20
	3.2	240	1	13.4	20

*Each oven requires separate electrical connections*



6-20P